



Coordinated Entry & HMIS

A BIRD'S EYE VIEW

AMY OLSEN-HIGHNESS & SWATHI MUMMINI, ICA

***All data points reviewed in this report are based off the Beta version of the Coordinated Entry Monitoring Report. Numbers are susceptible to change.*



Hello!

Who are we?

Who are you?

Today's Goals

To look at CES through a HMIS data lens using the CES Monitoring Report

What can we say/conclude about CES right now?

We hope you leave this session with...

- a basic understanding of what this report can and can't tell you
- more confidence in HMIS CES data
- empowered to use HMIS data for CES decision-making



What we WON'T cover



Exhaustive review of every table in report



Review of other CE reports (PL, APR, etc)



Strategies and best practices for working with clients



Future of the VI-SPDAT



Data quality

Some quick context

When CES started

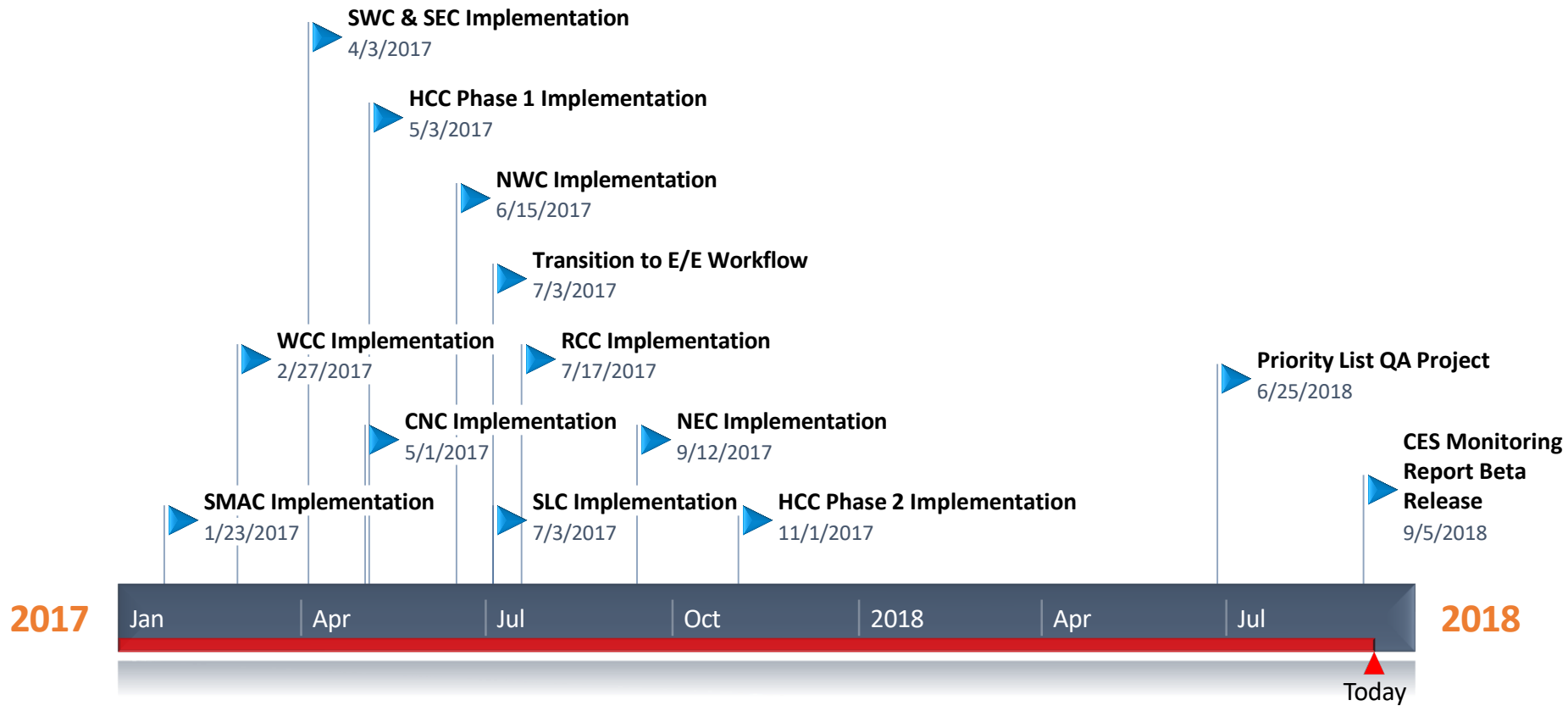
When CES in MN was fully implemented in HMIS

Reminder: Multiple workflows

History of CE Report



MN CE HMIS Implementation



Ask the Data Owl



- Small groups
- Imagine you are in front of this wise old owl and can ask it anything about your CES. What would you ask?
- Come back together and share your questions

Some Critical Questions

How many households are on priority lists across the state?

Where are the households currently living?

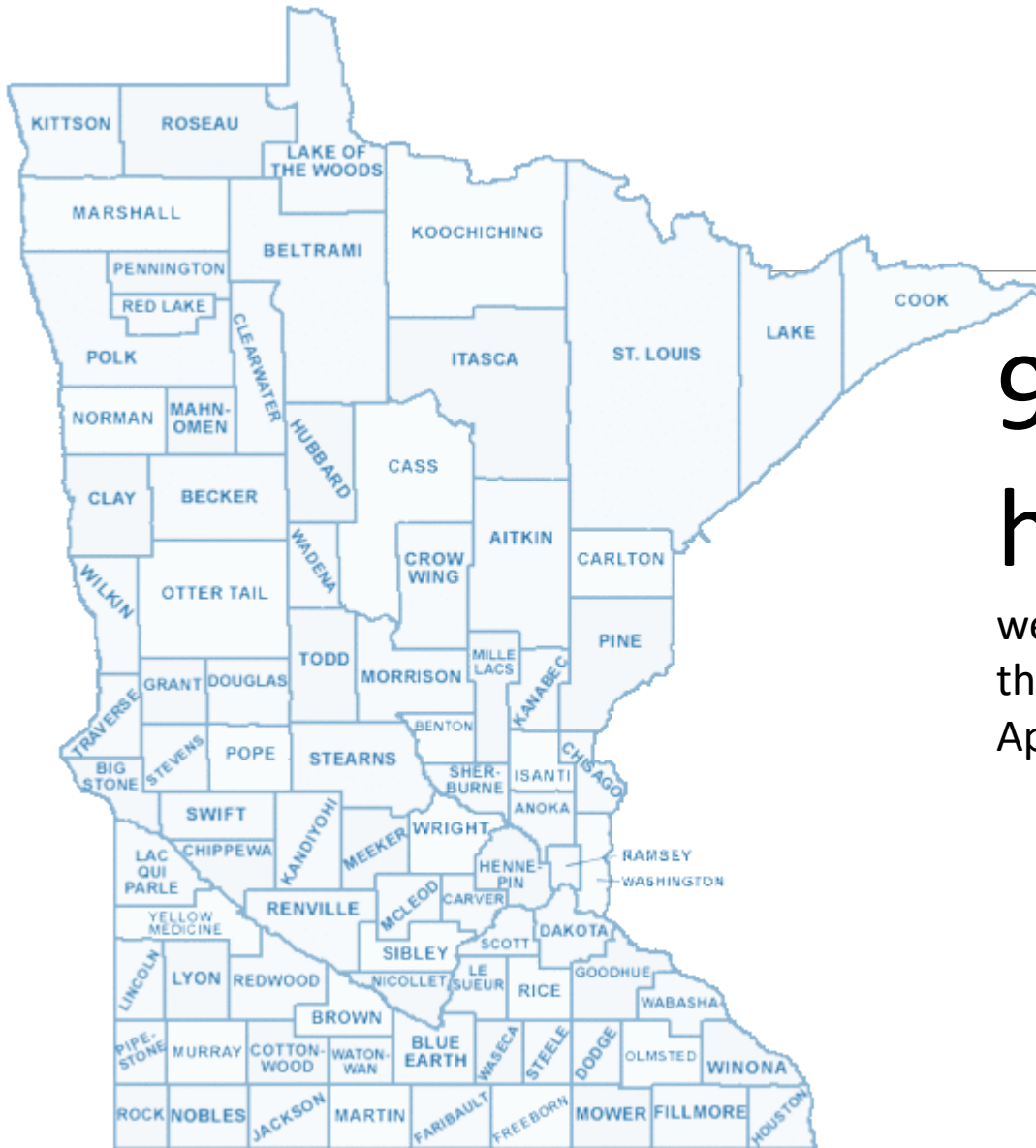
Who is on the priority lists? What is the need?

- Household Type
- Race
- VI-SPDAT Score
- Subpopulations

How long are households on priority lists across the state?

What is the inflow and outflow of individuals on the priority list each month?
How many people are entering? How many are leaving?

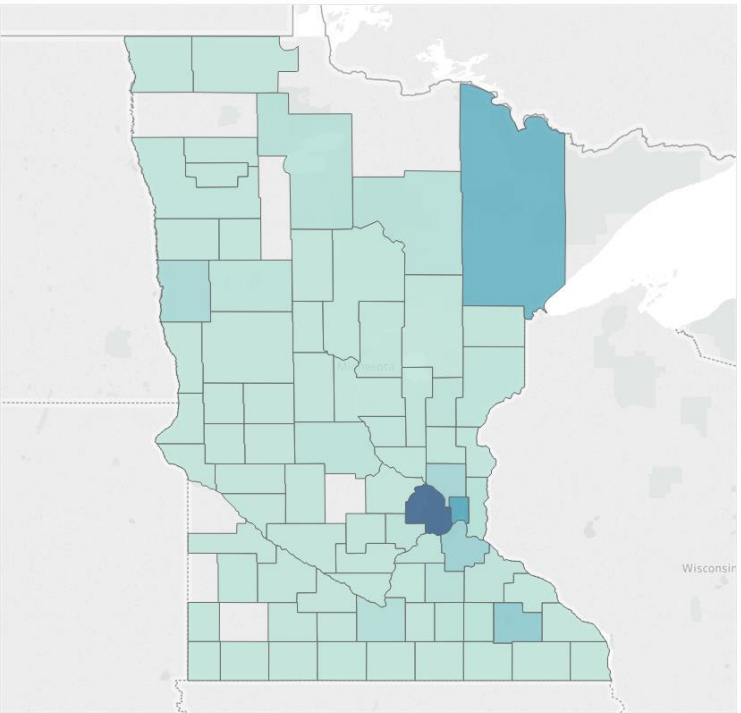
How many referrals are being sent? What type? Do resources meet needs?



9,139 households

were active on priority lists across the state at some point between April 1, 2018 to June 30, 2018.

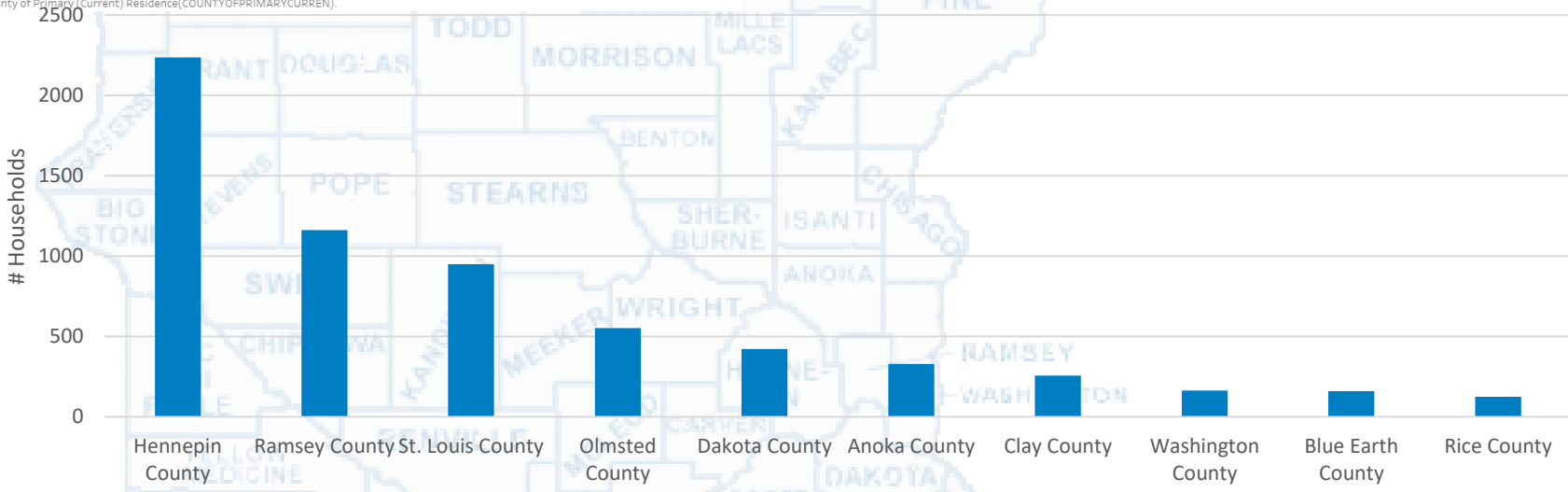
Copyright 2005 digital-topo-maps.com



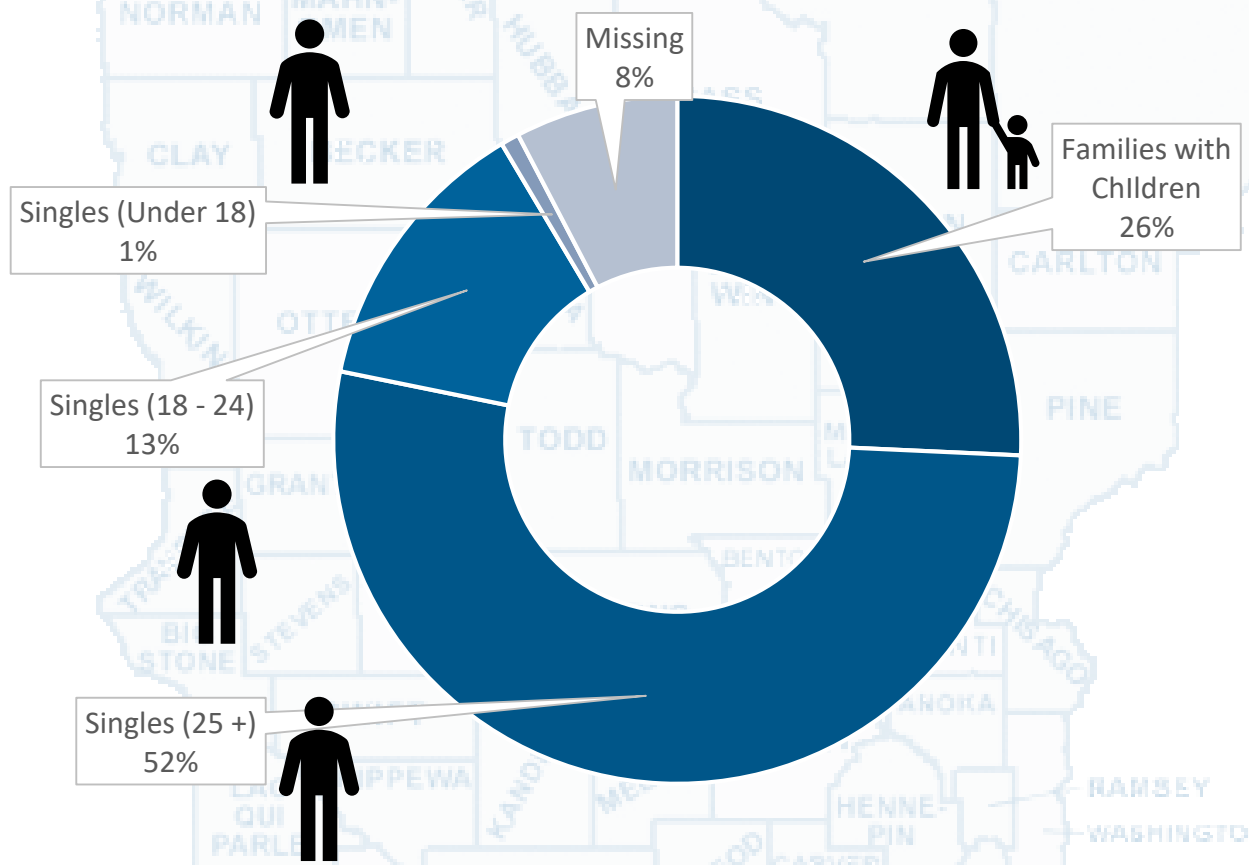
6,350 households are from the ten counties below.

That's **68%**

Top 10 Counties of Primary Residence



Who are they?

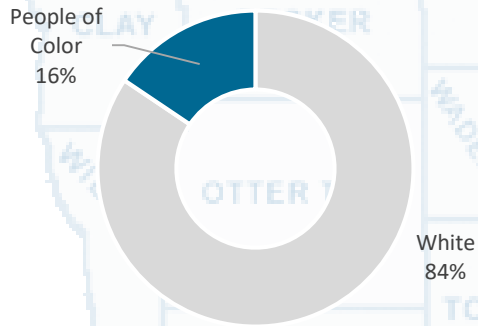


The majority are

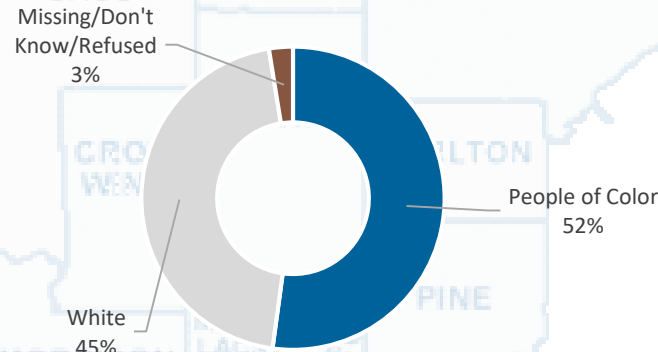
- Singles
- Multi-Adult Households
- Multi-Child Households

Who are they?

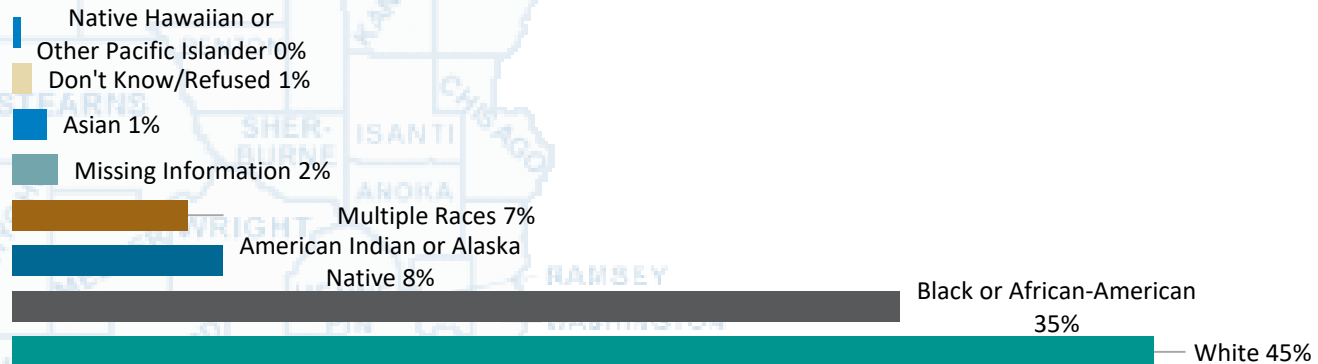
Total State Population



Households on Priority List



People of color are disproportionately affected.



337

Veterans

1,278

Fleeing Domestic Violence

4,708

Literally Homeless

1,720

Chronically Homeless

4,514

Long Term Homeless

2,296

First Time Homeless

5,778

Disability of Long Duration

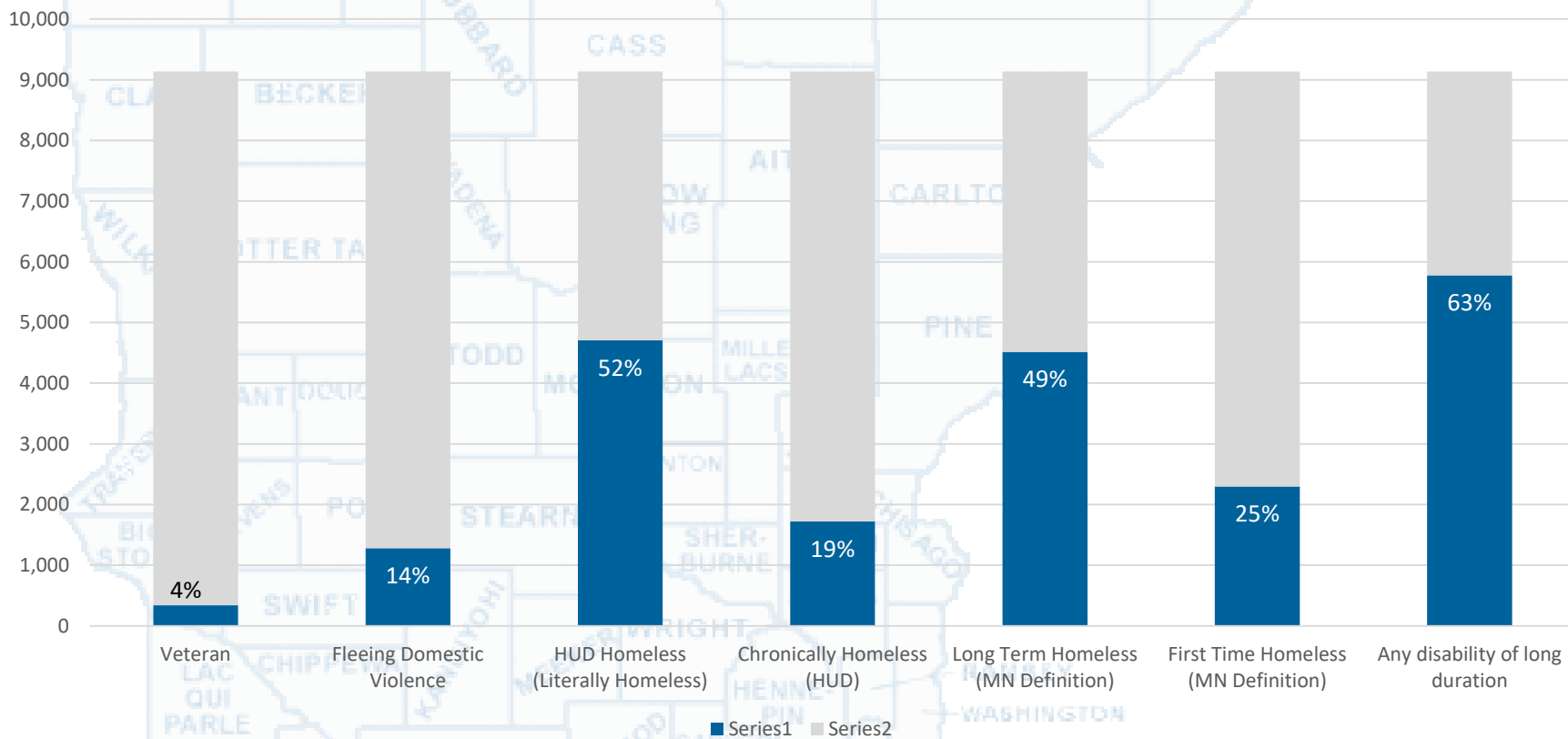
9,139

households

were active on priority lists across the state at some point between April 1, 2018 to June 30, 2018.

5,778 households have a head of household who reports a disability of long duration.

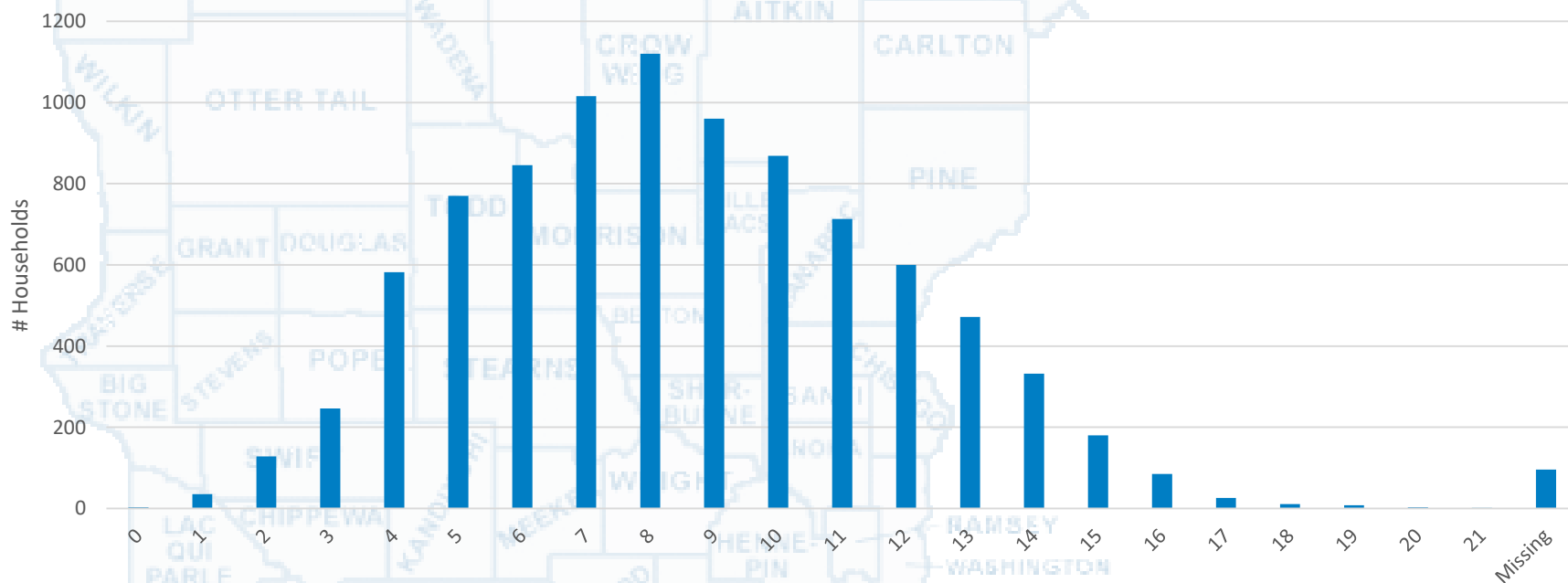
Subpopulations (Head of Household)



50% of all households on priority lists statewide have scores between 6 and 11.

25% of households have a score from 0 to 5,
25% have a score from 6 – 8,
25% from a score from 9 – 11,
25% above 11.

Household VI-SPDAT Score Distribution



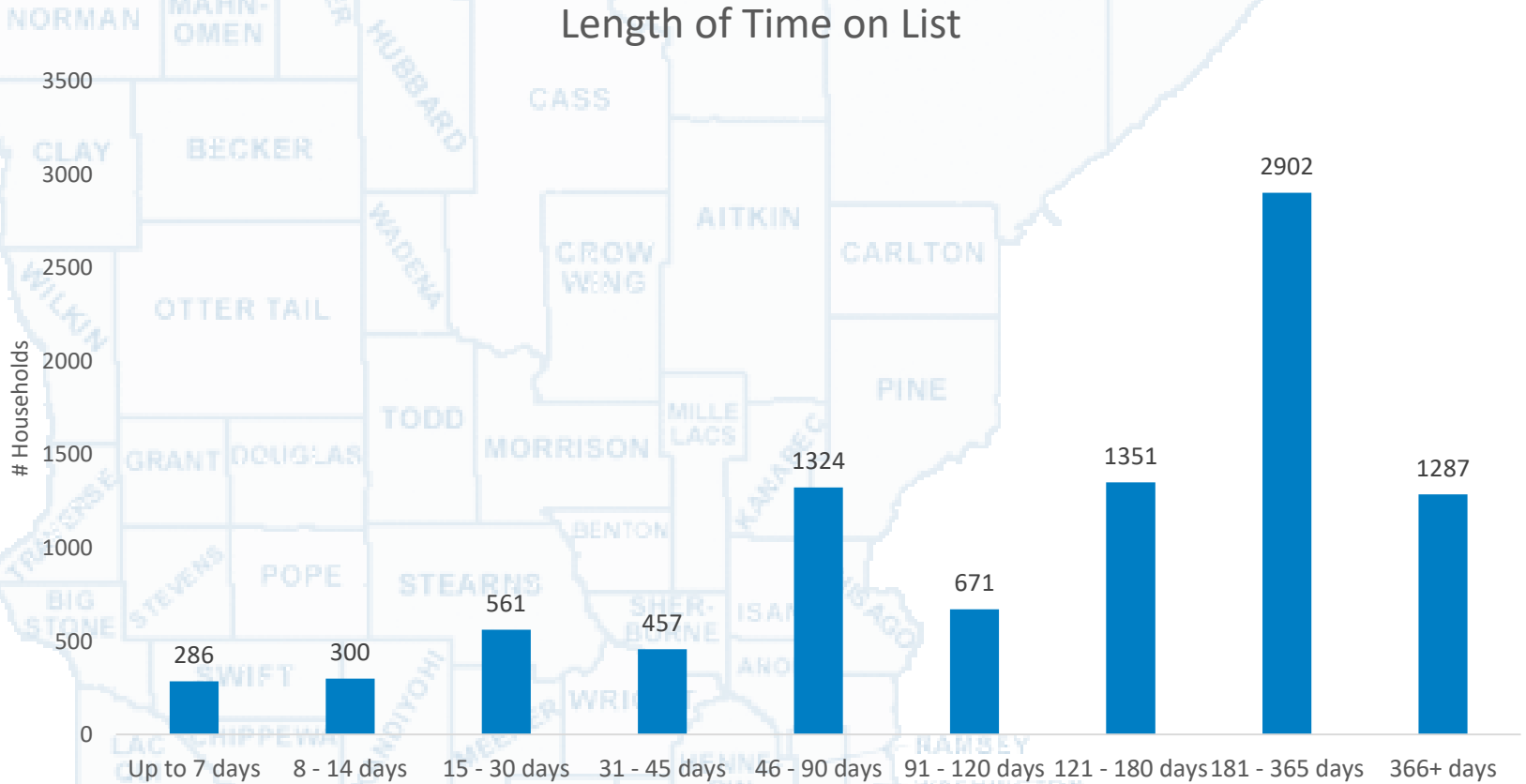
Priority List “Flow”

In each month (June, July, August)...

- there were about twice as many people *added* to the list as there were people *removed* from the list. For each person removed from the list, two more were added.
- the “statewide priority list” was comprised of about 12-13% newly-added individuals and 88% carried over from the previous month.
- Of this total, about 6-7% are removed from the list (for all reasons – housed, self-resolved, etc). Surprisingly consistent!

There were 1,287 people on the list during this time period who had already been on it for over a year.

1 out of 4 households has been on a list for more than 287 days.



A light blue map of Minnesota with county names labeled in a lighter blue font. The map is used as a background for the text.

1,455 housing referrals were made across the state at some point between April 1, 2018 to June 30, 2018.

1,359 households were referred to housing programs across the state at some point between April 1, 2018 to June 30, 2018.



ONLY CE INFORMATION
ENTERED IN HMIS IS
INCLUDED IN THIS REPORT.



INFORMATION IS ONLY AS
GOOD AS THE DATA BEING
ENTERED INTO THE SYSTEM.

Limitations

Let's look at the report!



Discussion



1. Who feels like these are data points you can use in your CoC? What are some initial thoughts? First reactions?
2. If we pulled this report for your CoC, what do you think it would show us?

What's left?




REVIEW OF THE
QUESTIONS WE COULDN'T
ANSWER TODAY



ANY ADDITIONAL
QUESTIONS?



OTHER EXISTING REPORTS
THAT MAY HELP



FUTURE REPORTS IN
DEVELOPMENT



Thank you!